

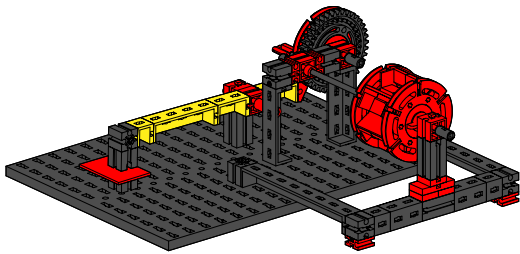
## Inhalt Contents Contenu

Einzelteilübersicht / Spare parts list / Liste des pièces détachées /  
Onderdelenoverzicht / Lista da piezas / Resumo de peça individual

2

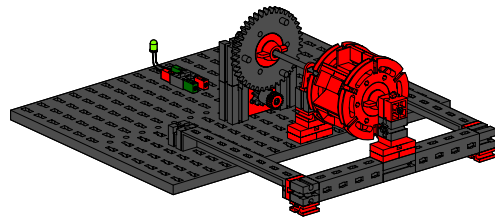
Montagehilfen und Hinweise / Assembly aids and instructions / Aides de montage et instructions /  
Montagehulpmiddelen en aanwijzingen / Ayudas de montaje e instrucciones / Montagens e indicações

3



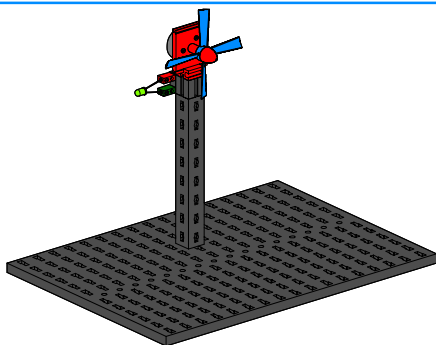
Hammerschmiede /

4




Wasserturbine /

7




Windkraftanlage /

10



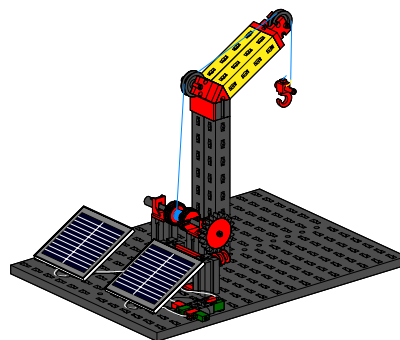
Ölpumpe /

12



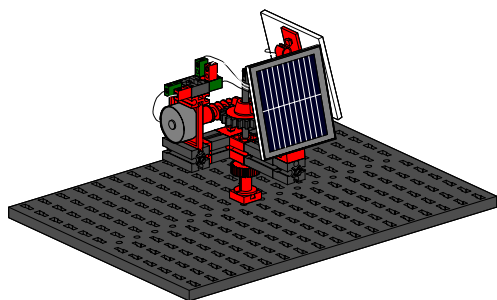
Riesenrad /

16




Kran / Cran / Grue / Kraan / Grúa / Guincho /

20



Solarzellen-Nachführung /

24

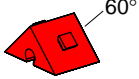




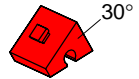
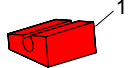


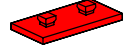



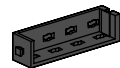
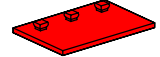












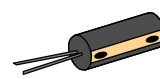


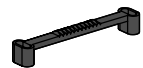







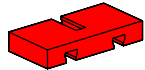




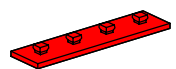

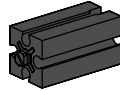





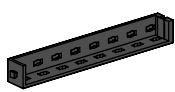




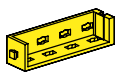










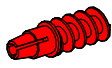
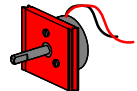






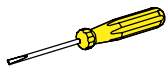


Solarfahrzeug /

27

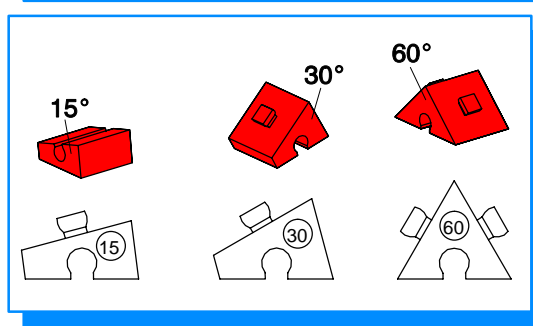
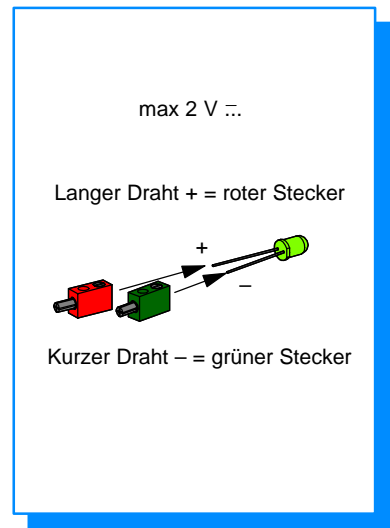
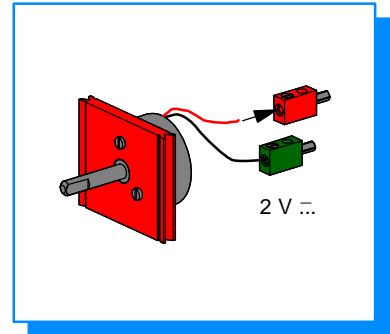
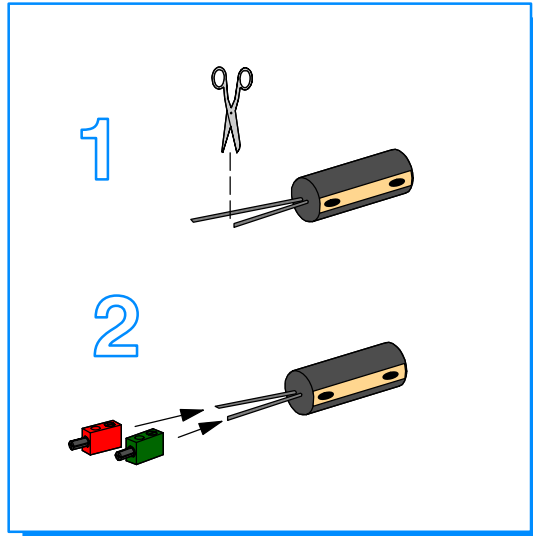
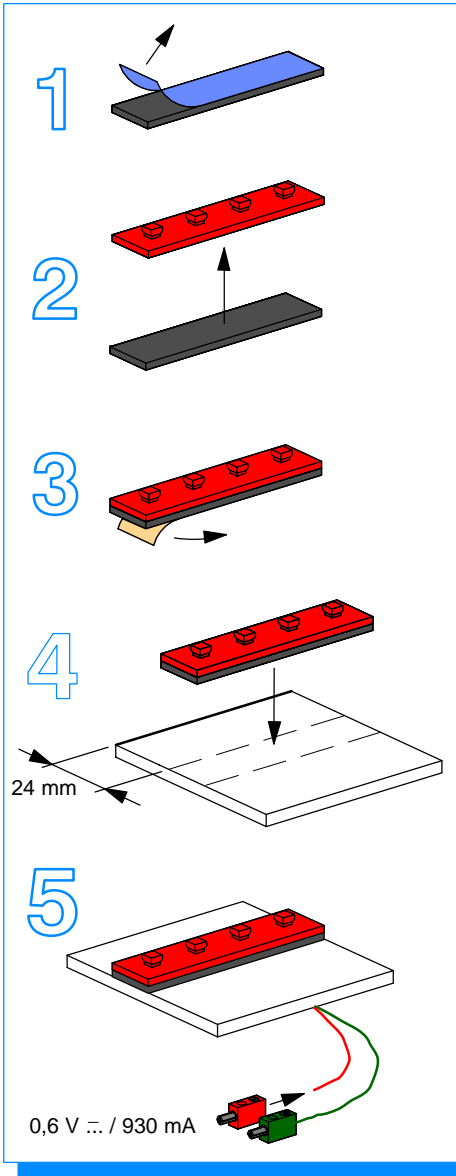
**Einzelteilübersicht**  
**Spare parts list**  
**Liste des pièces détachées**

**Onderdelenoverzicht**  
**Lista da piezas**  
**Resumo de peça individual**

|   |             |   |             |   |             |   |             |   |              |
|---|-------------|---|-------------|---|-------------|---|-------------|---|--------------|
|    | 31010<br>2x |    | 31915<br>1x |    | 35064<br>2x |     | 36581<br>2x |    | 38240<br>12x |
|    | 31011<br>2x |    | 31981<br>2x |    | 35065<br>1x |     | 36920<br>2x |    | 38241<br>6x  |
|    | 31016<br>1x |    | 31982<br>4x |    | 35066<br>2x |     | 36921<br>2x |    | 38248<br>1x  |
|    | 31018<br>1x |    | 31983<br>1x |    | 35073<br>3x |     | 36922<br>2x |    | 38253<br>2x  |
|    | 31019<br>3x |    | 32064<br>5x |    | 35112<br>1x |     | 36950<br>1x |    | 38413<br>2x  |
|    | 31020<br>2x |    | 32228<br>2x |    | 35113<br>1x |     | 37031<br>1x |    | 38416<br>1x  |
|   | 31021<br>1x |   | 32229<br>1x |   | 35797<br>2x |    | 37034<br>2x |   | 38423<br>6x  |
|  | 31022<br>1x |  | 32869<br>1x |  | 35945<br>1x |   | 37237<br>3x |  | 38428<br>2x  |
|  | 31058<br>3x |  | 32870<br>2x |  | 35969<br>4x |   | 37238<br>7x |  | 38464<br>2x  |
|  | 31060<br>1x |  | 32879<br>6x |  | 36227<br>1x |   | 37468<br>5x |  | 38531<br>2x  |
|  | 31336<br>5x |  | 32881<br>6x |  | 36293<br>2x |   | 37636<br>2x |  | 38544<br>2x  |
|  | 31337<br>5x |  | 32882<br>3x |  | 36297<br>2x |  | 37679<br>8x |  | 62567<br>2x  |
|  | 31436<br>2x |  | 32985<br>1x |  | 36299<br>2x |   | 37681<br>1x |  | 68451<br>1x  |
|  | 31597<br>5x |  | 32995<br>2x |  | 36334<br>2x |   | 37858<br>1x |  | 69205<br>1x  |
|  | 31674<br>2x |  | 35031<br>3x |  | 36337<br>1x |   | 38216<br>2x |   |              |
|  | 31690<br>3x |  | 35053<br>1x |  | 36443<br>1x |  | 38225<br>1x |   |              |


**Montagehilfen und Hinweise**  
**Assembly aids and instructions**  
**Aides de montage et instructions**

**Montagehulpmiddelen en aanwijzingen**  
**Ayudas de montaje e instrucciones**  
**Montagens e indicações**



- Alle Einzelteile, insbesondere bewegliche Teile sind falls notwendig zu warten und zu reinigen.
- All components, especially moving parts, should be maintained and cleaned as necessary.
- Toutes les pièces détachées et en particulier les pièces mobiles, sont, si nécessaire, à entretenir et à nettoyer.
- Alle onderdelen, vooral de bewegende delen, kunnen, indien noodzakelijk, onderhouden en gereinigd worden.
- Es necesario limpiar y mantener en buen estado todas las diferentes piezas – especialmente las piezas móviles.
- Caso necessário, todas as peças individuais, especialmente peças móveis, tem que ser submetidas à manutenção e ser limpas.

- Achtung  
Verletzungsgefahr an Bauteilen mit funktionsbedingten scharfen Kanten und Spitzen!
- Caution  
Be careful not to hurt yourself on components with sharp or pointed edges!
- Attention  
Risque de blessure sur les éléments comportant des arêtes et o pointes vives indispensables au bon fonctionnement!
- Let op  
U kunt zich bezeren aan bouwstenen met sherpe randen of punten!
- Attenzione  
Esiste il pericolo di lesione con i pezzi di costruzione che hanno bordi e punte spigolosi necessari per la funzionalita del pezzo!
- Atenção  
Perigo de ferimentos em peças componentes com cantos vivos e pontas obrigatórios para o funcionamento !

- 
- Alle elektrischen Bauteile (Motor, LED, Goldcap) dürfen ausschließlich an Stromversorgungen von fischertechnik angeschlossen werden (z.B. Energy Set Art.–Nr. 30182; Accu Set Art.–Nr. 34969).
  - No electrical components (.....) are to be connected to any other power supply than that provided by fischertechnik (e.g. Energy Set, product no. 30182, Accumulator Set, product no. 34969).
  - Tous les composants électriques (.....) ne doivent être branchés aux alimentations électriques uniquement que par la société Fischertechnik (par exemple: Set énergie Art.–Nr. 30182, Accu Set Art.–Nr. 34969).
  - Alle elektrische componenten (.....) mogen uitsluitend op stroomvoorzieningen van fischertechnik worden aangesloten. (bijv. Energy Set art.nr. 30182, Accu Set art.nr. 34969).
  - Todos los componentes eléctricos (.....) deben conectarse a la alimentación de corriente de la técnica Fischer exclusivamente (p.ej. Energy Set Art.–Nº. 30182, Accu Set Art.–Nº. 34969).
  - Todas as peças componentes elétricas (.....) só podem ser exclusivamente conectadas em abastecimentos de corrente da Fischertechnik (p.ex. Energy Set Nº de prod. 30182, Accu Set Nº de prod. 34969).